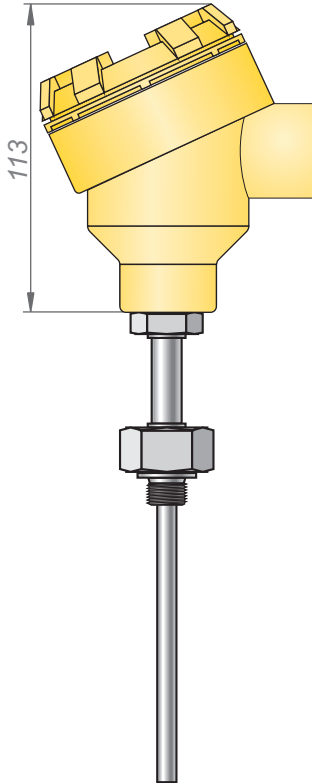


# Temperature sensor type CT AL

## Temperature transmitter type APT AL

### with Explosion Proof certificate



#### TECHNICAL DATA:

1. Measuring range:  
Pt: -196...550°C  
J/K: -200...550°C
2. Material of wetted parts:  
304ss or 316Lss (other materials on request)
3. Process connection:  
M20x1.5, G1/2", 1/2"NPT, flanges according to DIN or ANSI  
(other process connection on request)
4. Diameter of measuring insert:  
Ø 6mm, Ø 8mm
5. Minimal immersion depth:  
90mm
6. Electrical entry:  
Thread M20x1,5 or 1/2"NPT
6. Certificate ATEX:

Location of complete equipment in zone 1 or 21

II 2G Ex d IIB+H<sub>2</sub>T\*\* Gb  
II 2D Ex tb IIIC T\* Db

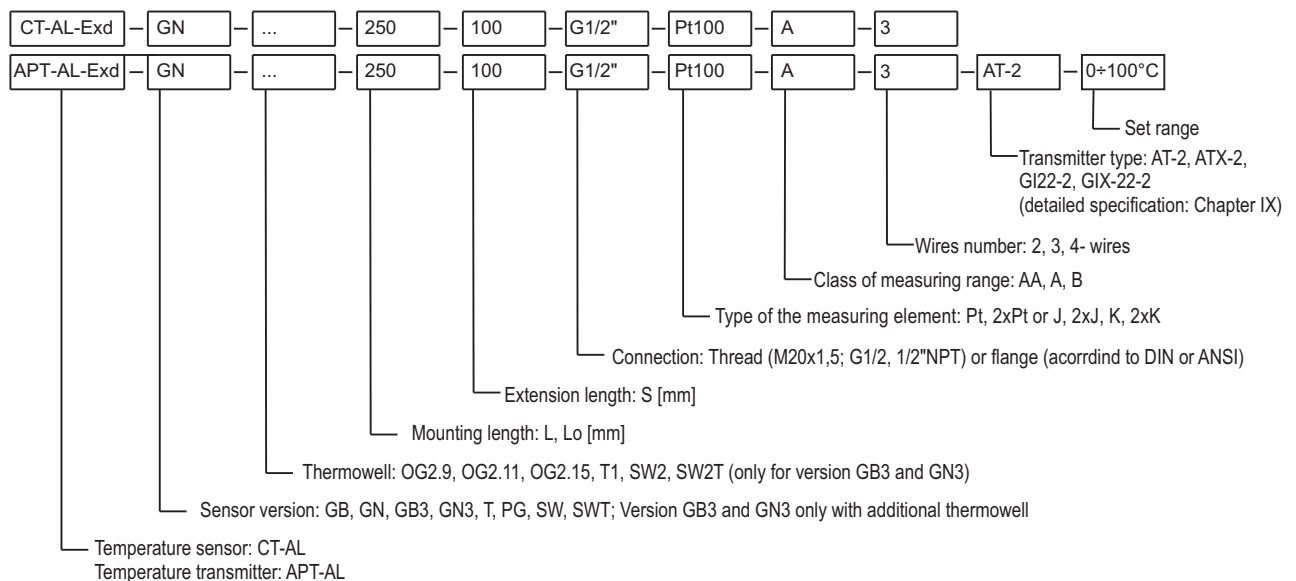
Measuring stem with screwed to the opening D2 of housing thermowell, with proper wall thickness (zone 0 or 20):

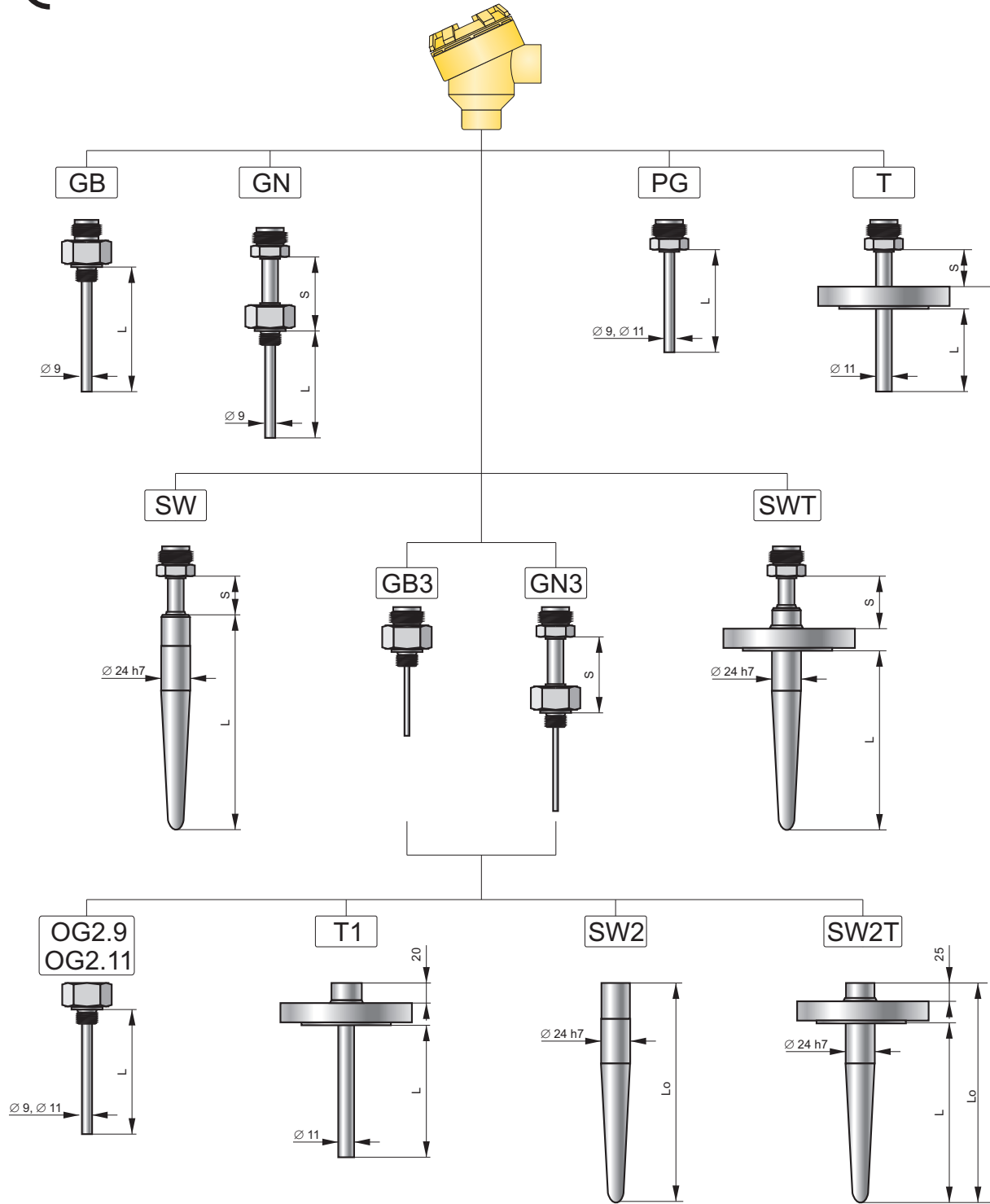
- a) minimum 1,5mm, made of corrosion resistant steel or
- b) minimum 1mm and ficed in protective thermowell (wall thickness minimum 1mm) made of corrsion resistant steel

II 1/2G Ex d IIB+H<sub>2</sub> T\*\* Ga/Gb  
II 1/2D Ex tb IIIC T\* Da/Db

### Ordering procedure

with example of ordering code





Type	D [mm]	L, Lo [mm]	Material	Available process connection
PG	Ø9, Ø12, Ø11	as required	1.4301 (304)	–
GB	Ø9	100, 160, 250, 400	1.4301 (304)	M20x1.5, G1/2"
GN	Ø9, Ø12	100, 160, 250, 400	1.4301 (304)	M20x1.5, G1/2"
SW	Ø24h7	100, 140, 200	1.7335 (15HM), 1.7380 (10H2M), 1.4404 (316L)	–
SW2	Ø24h7	140, 200	1.7335 (15HM), 1.7380 (10H2M), 1.4404 (316L)	–
SWT; SW2T	Ø24h7	100, 140, 200 140, 200	1.7335 (15HM), 1.7380 (10H2M), 1.4404 (316L)	Flange according to DIN and ANSI
OG2.9	Ø9	as required	1.4404 (316L)	G1/2", G3/4", G1" 1/2"NPT, 3/4"NPT M18x1.5, M20x1.5 M24x1.5, M27x2
OG2.11	Ø11			
OG2.15	Ø15			
T	Ø11	as required	1.7335 (15HM), 1.7380 (10H2M), 1.4404 (316L)	Flange according to DIN and ANSI"
T1	Ø9, Ø 11	as required	1.7335 (15HM), 1.7380 (10H2M), 1.4404 (316L)	Flange according to DIN and ANSI"