

# Customised Sensors

## Float level switches




**Flange Type**

JIS / ANSI / DIN




**Screw Type**

3/4", 1", 1-1/2"



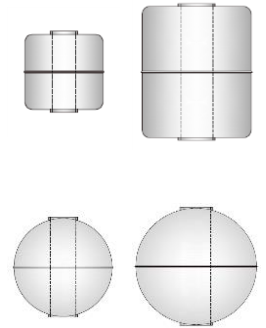
**Open-End Type**

AWG24 / Stranded /  
PVC-PVC



**Angled Type**

AWG24 / Stranded /  
PVC-PVC



**Float Balls**

Ø 28mm / 45mm  
Ø 52mm / 75mm

## Temperature sensors



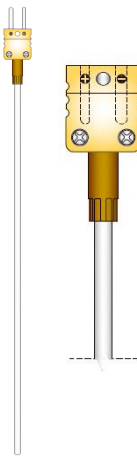
**Fixed Process**

RTD – PT100  
Thermocouple  
K, J, T, N, R



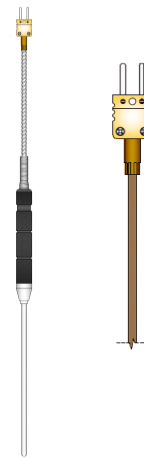
**Spring loaded**

RTD – PT100  
Thermocouple  
K, J, T, N, R



**Thermocouple**

Simplex, grounded  
& ungrounded  
Thermocouple  
K, J, T, N, R



**Thermocouple**

Simplex, grounded &  
ungrounded  
Thermocouple  
K, J, T, N, R



**Magnetic Surface**

Type K  
Thermocouple